



MUNIC

Devices Portfolio

C4 Dongles & TCUs Lineup
& specifications - extract

JUNE 2024

The MUNIC logo features the word "MUNIC" in a bold, sans-serif font. The letters "M", "U", and "N" are rendered in a bright cyan color, while the letters "I", "C", and the dot on the "i" are in white.

For additional information, visit www.munic.io – or send a request to info@muni.io

C4 Dongles & TCUs Lineup – V8 generation

C4 Dongle OBD V8 & V8+

C4 Dongle OBD V8
catM with (2G fallback) variants



C4 Dongle OBD V8+
WiFi hotspot cat4 variants



C4 Dongle OBD V8+DoIP Max
Full Diagnostics



C4 - V8 TCU Variants

Available in 2024

C4 Lite V8



Available in 2025

C4 Max V8 & C4 Flex V8



New C4R Max V8
(ruggedized variant of C4Max V8)



Company Information

Munic is a leading vehicle data collection, processing, and monetization company. Leveraging the power of connectivity and vehicle data, Munic solutions combine in-vehicle and cloud-based technologies with artificial intelligence.

For decades, the automotive industry has been operating without any access to vehicle-data, due to a lack of connectivity and vehicle data processing technologies. For all the automotive industry stakeholders, access to vehicle data is essential in order to prepare for the big changes affecting this industry globally, by leveraging vehicle-data in existing services or developing new services and features. Munic is disrupting this industry that is projected to reach between 450 and 750 billion USD worldwide by 2030, by offering the only universal vehicle data access and processing platform. Based on 2 major technologies: in-vehicle terminals (mainly OBD Dongles) powered by Munic Edge computing platform, and AI Platform, Munic.io, that is leveraging the power of data science and machine learning for vehicle data processing, Munic is the enabler of a large range of innovative services.

Munic was established in 2002, with headquarters in Paris area, France and offices in the US and China.

Terminals

Munic offers 2 types of terminals:

- OBD dongles, the C4 V8 and C4 V8+ devices
- Hard-wired devices, the C4 Max, C4 Flex and soon C4 lite devices.

All terminals share the same core hardware and software platform:

- Dual processor: Application processor (cortex A7), and companion processor (microcontroller)
- Internal sensors: GNSS receiver and accelerometer (optional IMU)
- Cellular connectivity: LTE catM or cat4 with 2G or 3G fallback
- Vehicle communication interface (such as CAN, K-Line, J1708, J1939...)
- Power supply form Vehicle power, with internal backup battery
- Optional BT and WiFi

- OS Morpheus 3.X and Multistacks service, enabling multi brand vehicle data acquisition and analysis.

Devices are delivered with a high-end OS which controls the automatic behavior of the device:

- wake-up (or boot) on vehicle engine start or ignition, or trip start, idle (or power off) on engine stop or trip stop.
- Monitoring all sensors and data acquisition and data storage in the device
- Data transfer to Munic servers and push to clients' servers
- Device Self-check
- Device management and OTA
- Security management

Optionally Munic devices software can be modified and update OTA. Munic offers a complete suite of programming tools for Munic devices: StateMachine, MSP, Morpheus SDK,...

All devices are entirely designed in Munic offices in Paris and manufactured in China, by Asteelflash. All devices are 100% tested with Munic test bed operated by Asteelflash.

OBD Dongles

OBD Dongles are plug and play devices with simplest installation in vehicles. These devices are installed by plugging into the OBD connector, which also provides power and vehicle interface to the device. Radio antennas (cellular, GNSS, BT, WiFi) are internal.

Hardwired devices

C4Max, C4Flex and C4lite are hardwired to the vehicle power and desired signals. Those devices can monitor other signals than those present on the OBD connector such as : RS232, 1-wire, Lin, Digital outputs and inputs etc.

Those devices have either internal or external antennas.

C4RMax & C4RFlex are ruggedized & extended variants of C4Max & C4Flex: more I/Os including Ethernet, extended memory including SD Card, extended qualification and certification: IP67, IP69K, IIK10, SO 16750, MIL-STD-810 and SAE J1455.

C4 Max, Flex and Lite V8 specifications - extract

Available in 2025



C4Max/C4Flex w/ internal antennas (option)

Firmware	C4 Lite V8	C4 Flex V8	C4 Max V8
Main processor + coprocessor	Cortex A7 / 1.3 GHz + dsPIC33 MCU (low level vehicle bus interface, pwr mgmt, sensors monitoring) or equivt. (Renesas / STM32)		
Main Processor Memory	Flash 256 Mbytes / Ram 200 Mbytes		
Operating System	Morpheus 3.X OS based on Linux 4.X, w/ Munic Telematics Firmware & Edge Computing tools		
Modem	4G catM or cat 4 (with fallback)		
SIM Connector (3FF)	•		
eSIM (soldered SIM)	Option		
GNSS	GNSS 4 simultaneous constellations / including A-GPS Long term ephemeris u-blox M10050-KB -167 dBm		
Cellular & GNSS Antennas	Internal	External (internal as an option)	External (internal as an option)
3D Accelerometer	±2g/±4g/±8g/±16g - 16-bit data output - 1 kHz sampling rate (up to 3 kHz)		
6D Accelerometer (IMU)	-	option	option
Compass (3D Accelerometer + Magnetometer)	option	option	option
Bluetooth 4.2	-	option	•
WiFi b/g/n	-	option	•
RS232	-	1 (RXD, TXD)	1 (RXD, TXD)
RS485	-	-	1 Shared with J1708 (*)
CAN High Speed	-	1	2
1-Wire	1	1	1
K-Line	-	-	1 (shared with LIN)
LIN	-	-	1 (shared with K-Line)
J1708	-	-	1 Shared with RS485 (*)
USB	1	1	1
Digital Inputs	1	3	4
Active high (can be used as ignition read)	by default	1	2
Active low (can be used as panic button)	(option)	1	1
Tachograph input (Europe) can be active high or low, BOM option)	-	1	1
Digital outputs	1	2	2
Analog inputs	1	2	2
Internal battery temperature (NTC) reading	-	•	•
Internal battery voltage reading	•	•	•
Battery Charge current reading	-	•	•
PCB temperature reading	-	•	•
Vehicle voltage reading	•	•	•
Internal battery	270 mAh	450 mAh	450 mAh
Low pwr modes	Idle BT & Cell. radio off	•	•
	Idle BT on	-	•
	Idle Cellular radio on	•	•
Wake-up sources	Accelerometer & Magnetometer (when option selected), Power removal, Digital inputs USB power detection Modem (Call, SMS) with PSM	Accelerometer & Magnetometer (when option selected) Power removal, CAN activity Vehicle voltage analysis (crank), Digital inputs Bluetooth (when option selected) USB power detection, Modem (Call, SMS) with PSM	
LED		1 x bicolor LED	
Overall dimensions (mm)	73*61*18	80.5*74*19	80.5*74*19
External power supply		8 - 32V	
Load Dump protection	-	•	•

*: production option

New C4R: ruggedized & extended variant of C4Max & C4Flex.

USB-C / SIM / SD Card




-40 / +85°C battery



Vent



Steel spacer



Ruggedized 35 Pins connector

Ruggedized & flexible

- IP67 & IP 69K
- IK10 enclosure
- +/- 36V ESD protection
- ISO16750 - MIL-STD-810
- SAE J1455 Qualification
- Morpheus (Linux) OS



LTE/GNSS/WiFi/Ethernet Connectors

C4R specifications – extract

C4R vs C4Max/C4Flex Main differences:



vs



- Larger, IK10 enclosure + resistant connectors
- IP 67 & IP69K
- Extended temperature range (incl. embedded battery)
- +/- 36V ESD protection incl. on all I/Os and interfaces
- Ethernet
- SD Card support
- Larger memory
- More I/Os
- Extended qualification : ISO 16750, MIL-STD-810 and SAE J1455


C4R exists with 2 ruggedized levels, and 2 connectors configurations (this makes 4 variants + options)

- C4RMax is a full IP67, extended temperature and shocks and vibration resistant (IK10)
- C4RFlex is IP54, and has lower ruggedization standards than C4RMax.

2 connector options for C4RFlex & C4RMax :

23 Pins connector & cellular antenna diversity	35 Pins connector single cellular antenna
	

C4RMax & C4RFlex - Comparison table

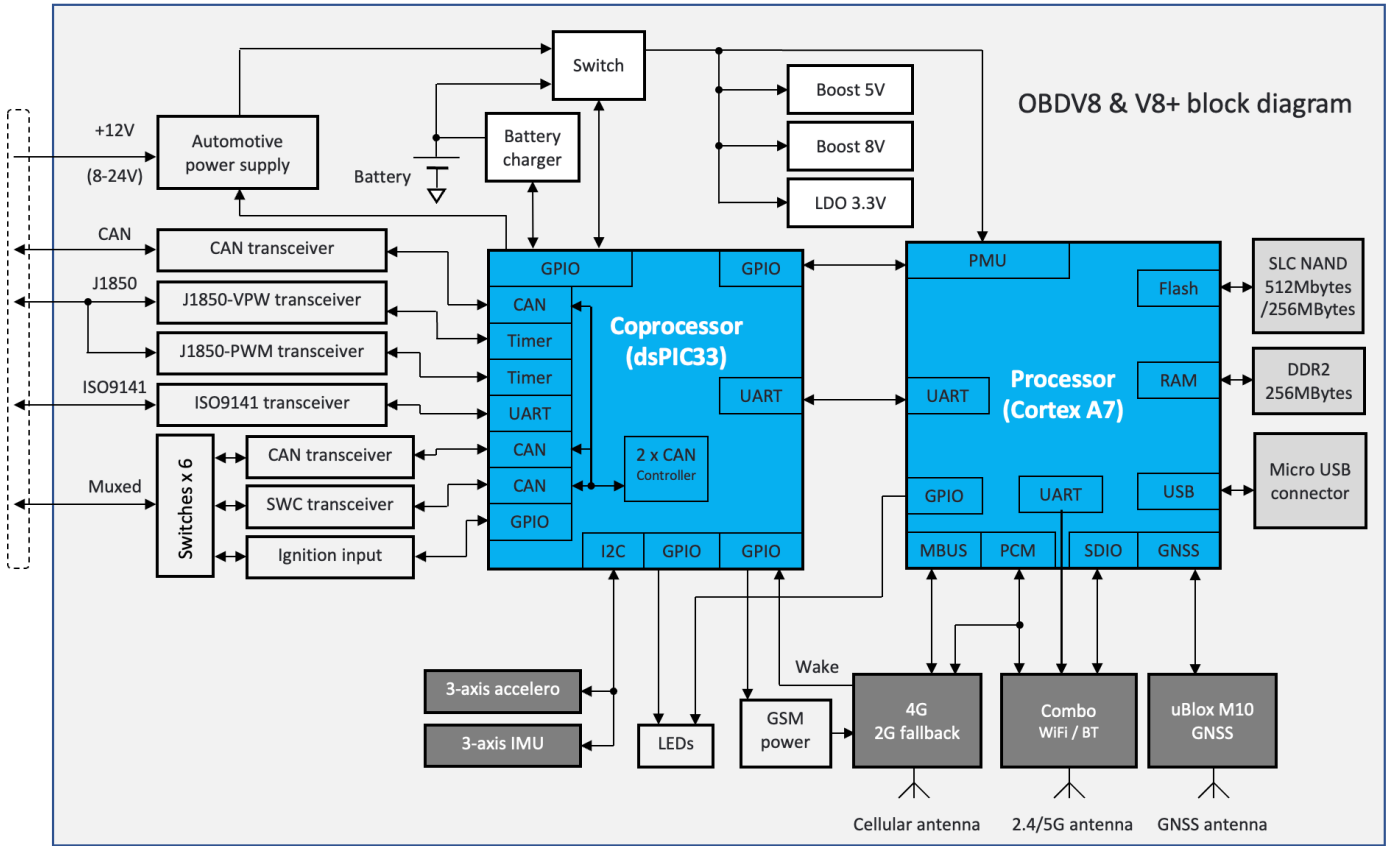
Feature	C4RFlex	C4RMax	
			Allocation of 12 pin >
Main processor + co-processor	Cortex A7 / 1.3 GHz + STM32 MCU		
Main Processor Memory	Flash 512 MB/ Ram 256 MB		
Operating System	Morpheus 3.X OS based on Linux 6.X, w/ Munic Telematics Firmware & Edge Computing		
Modem	4G cat1 or cat4 w/fallback		
SIM Connector	2FF		
eSIM (soldered SIM)	option		
GNSS	u-blox M10 - 167 dBm		
Cellular & GNSS Antennas	External (internal on demand)		
3D Accelerometer	±2g/±4g/±8g/±16g - 16-bit data output - 1 kHz sampling rate (up to 3 kHz)		
IMU	option		
Compass (3D Accelerometer + Magnetometer)	option		
Bluetooth 5	1 (BT 5)		
WiFi	1 (b/g/n/ac)		
RS232	2 (1 with RX/TX, 1 with RX/TX/RTS/CTS)		+2
RS485	1 Shared with J1708 (*)		
Ethernet 10/100BASE-TX	1 (M12 connector)		
CAN High Speed (CAN-FD)	2		
1-Wire	1		
J1708	1 Shared with RS485 (*)		
USB	1		
Digital Inputs	4		+4
Active high (can be used as ignition read)	2		
Active low (can be used as panic button)	1		
Tachograph in (EUR) active high or low, (BOM)	1		
Micro SD Card	1		
Digital outputs	2		+2
Analog inputs	2		+2
Internal battery Temp (NTC) read	•		
Internal battery voltage reading	•		
Battery charge current reading	•		
PCB temperature reading	•		
Vehicle voltage reading	•		
Internal battery (-20°C/+70°C)	2500 mAh (5000 opt)	-	
Internal battery (-40°C/85°C)	-	1000 mAh (2000 opt)	
Low pwr modes	Idle BT & Cell. radio off	•	
	Idle BT on	•	
	Idle Cellular radio on	•	
Wake-up sources	CAN, Accelerometer & Magnetometer (when option selected), Power removal, Vehicle voltage analysis (crank), Digital inputs, USB power detection, Modem (Call, SMS) with PSM		
LED	2 x bicolor LEDs		
Overall dimensions (mm)	201 x 126 x 56 mm		
External power supply	8 – 32V		
Load Dump protection	•		
Surge & ESD protection (+ 36V for IOs +/- 36 V for	-	•	
Extended Protection grade	IP 54	IP67	
Ruggedized	+/- 36V ESD	IK 10 - ISO16750 / MIL-STD-810 and SAE J1455 +/- 36V ESD	

C4 Dongle V8/V8+ specifications



Feature	C4 Dongle OBD V8	C4 Dongle OBD V8+
Main processor + coprocessor	Cortex A7 / 1.3 GHz (Arm V7, running Morpheus Linux based EDGE Computing OS) + dsPIC33 Microcontroller (low level vehicle bus interface, pwr mgmt, sensors monitoring) or equivalent (Renesas / STM32)	
Application Processor Memory	Flash 256 Mbytes Ram 256 Mbytes	Flash 512 Mbytes Ram 256 Mbytes
Modem	4G catM NA or EUR with 2G fallback. Other regions can be made available on demand.	4G cat4 EUR or NA. Other regions can be made available on demand.
GPS/GNSS	GNSS 4 simultaneous constellations / including A-GPS Long term ephemeris u-blox M10050-KB -167 dBm	
3D Accelerometer	±2g/±4g/±8g/±16g - 16-bit data output 1 kHz sampling rate (up to 3 kHz) Anti-aliasing filter included 400Hz standard software output	
3D Gyroscope	Option. Full scale - ±125/±250/±500/±1000/±2000 °/sec (*) - 16 bit-rate value data output	
Bluetooth Server & Client	Option BT 4.2	Option BT 5.0
WiFi Hotspot & Client (V8+)	Option. 802.11 b/g/n (2.4GHz)	Option 802.11 b/g/n/ac (2.4/5GHz)
OBD II / eOBD (Standard OBD protocols)	CAN ISO 15765/15765-2 ISO 9141-2/ISO 14230 (KWP2000) SAE J1850 VPW SAE J1850 PWM + Single Wire CAN	
Dual CAN	Option 2nd CAN bus simultaneously	
Manufacturer OBD	Option: Audi, BMW, Chrysler, Fiat Group, Ford, GM, Honda, Hyundai, Mercedes, Opel, PSA, Renault, Toyota, Volvo, VW, ... with pin switcher option	
Pin switcher (relays)	Option	
Internal battery	450 mAh	270 mAh
Wake-up sources	Vehicle battery voltage sense, RTC, Accelerometer, USB host detection, GSM, CAN, Power removal, and Bluetooth if option included	
LED	1 x bicolor LED	2 x bicolor LEDs
Consumption @ 12V	Idle with wake-up on vehicle voltage cranks, USB and RTC: 850µA	Idle with wake-up on vehicle voltage cranks, USB and RTC : 1mA
Operating temperature	-30°C / +65°C without battery	
Overall dimensions (mm)	61 x 27 x 50 48 x 27 x 50 without OBD connector	71 x 27 x 51 56 x 27 x 51 without OBD connector
External power supply	8 - 18V	
USB	USB slave, master support w/ 1 limitation: no pwr source. micro-USB B - secured after production	
Antennas	GNSS, Cellular internal Option. WiFi / BT: internal	GNSS, Cellular (Main & diversity) internal, WiFi / BT: internal

Block Diagram of C4 Dongle OBD V8 & V8+



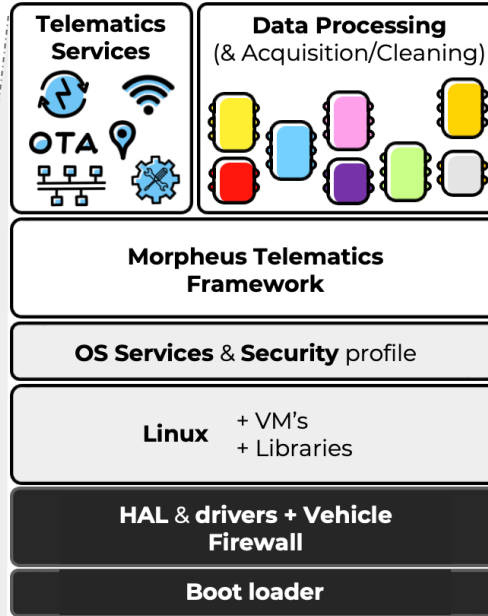
Development tools and accessories

<p>Embedded Development Toolchain</p> <ul style="list-style-type: none"> - Morpheus SDK: Java programming (and Rust on demand) - MSP: signal processing - Graphical Statemachine editor - Vehicle communication stack editor 	
<p>Data mining tools & Edge ML</p> <ul style="list-style-type: none"> - Easy and fast access to your collected data - Data filtering and selection - Develop and test online algorithm on selected data sets - Deploy your algorithms in the field 	<p>ATHENA</p>
<p>Dash cam (availability Q1 2025)</p> <ul style="list-style-type: none"> - 2 channels (1920×1080/30FPS - 640×360/10FPS) - WiFi or wire connection - Controlled by Gateway 	
<p>Antenna</p>	
<p>Ruggedized antenna</p>	
<p>SD Card</p>	
<p>Other: iButton reader & iButton Tag, relocation cables..</p>	

Morpheus Operating System embedded in Munic Devices

Includes below services

- Device management & monitoring
- OTA
- Power management
- Vehicle identification
- Vehicle communication
- Wireless communication
- Location Services
- Movement monitoring



Munic advanced Services + 3rd party Services

- Remote diagnostics
- EV battery wear
- Tire wear
- Prognostics
- Crash detection & analysis
- Trip monitoring
- Driver profiling
- Precise fuel tank calculation



Associated Cloud Services Suite

